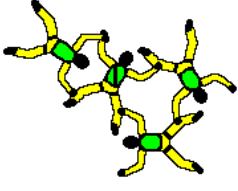


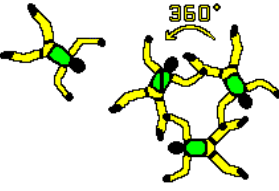
**2** Sidebody Donut



(1,5,9,13,17,21,25)

The diagram shows four skydivers in a donut formation, each in a sidebody position. They are arranged in a circle, with their heads pointing outwards and their feet pointing inwards.

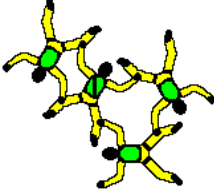
(inter)



360°

The diagram shows the same Sidebody Donut formation as above, but with a curved arrow indicating a 360-degree rotation around the vertical axis.

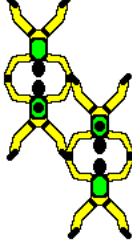
Side Flake Donut



(2,6,10,14,18,22,26)

The diagram shows four skydivers in a donut formation, each in a side flake position. They are arranged in a circle, with their heads pointing outwards and their feet pointing inwards.

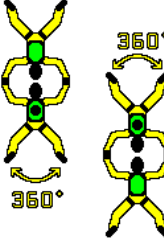
**18** Zircon



(3,7,11,15,19,23,27)

The diagram shows four skydivers in a Zircon formation, arranged in a vertical line. Each skydiver is in a Zircon position, with their head pointing upwards and their feet pointing downwards.

(inter)

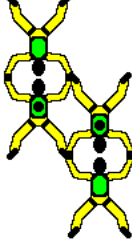


360°

360°

The diagram shows the same Zircon formation as above, but with two curved arrows indicating 360-degree rotations around the vertical axis.

Zircon



(4,8,12,16,20,24,28)

The diagram shows four skydivers in a Zircon formation, arranged in a vertical line. Each skydiver is in a Zircon position, with their head pointing upwards and their feet pointing downwards.