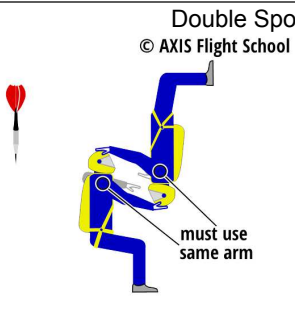


B Double Spock
© AXIS Flight School

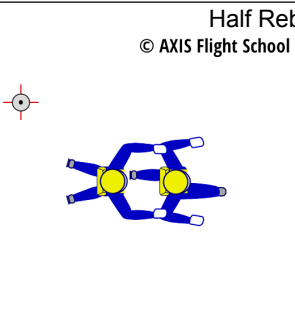


must use same arm

(1,5,9,13,17,21,25)

Detailed description: A diagram showing two skydivers in blue jumpsuits and yellow helmets. They are in a 'Double Spock' formation, which is a variation of a Spock. One skydiver is positioned above the other, with their arms crossed over their chest. A red and white parachute is shown to the left. A callout line points to the skydiver's arm with the text 'must use same arm'. The formation is labeled 'B' and 'Double Spock' with a copyright notice for 'AXIS Flight School'. Below the diagram is the sequence of numbers '(1,5,9,13,17,21,25)'.

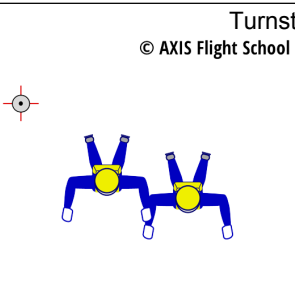
N Half Rebel
© AXIS Flight School



(2,6,10,14,18,22,26)

Detailed description: A diagram showing two skydivers in blue jumpsuits and yellow helmets. They are in a 'Half Rebel' formation, which is a variation of a Rebel. The skydivers are positioned side-by-side, with their arms extended outwards. A red and white parachute is shown to the left. The formation is labeled 'N' and 'Half Rebel' with a copyright notice for 'AXIS Flight School'. Below the diagram is the sequence of numbers '(2,6,10,14,18,22,26)'.

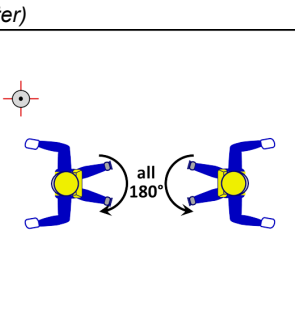
9 Turnstile
© AXIS Flight School



(3,7,11,15,19,23,27)

Detailed description: A diagram showing two skydivers in blue jumpsuits and yellow helmets. They are in a 'Turnstile' formation, which is a variation of a Turnstile. The skydivers are positioned side-by-side, with their arms extended outwards. A red and white parachute is shown to the left. The formation is labeled '9' and 'Turnstile' with a copyright notice for 'AXIS Flight School'. Below the diagram is the sequence of numbers '(3,7,11,15,19,23,27)'.

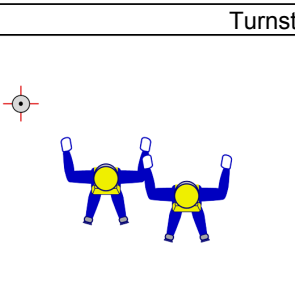
(inter)



all 180°

Detailed description: A diagram showing two skydivers in blue jumpsuits and yellow helmets. They are in a 'Turnstile' formation, which is a variation of a Turnstile. The skydivers are positioned side-by-side, with their arms extended outwards. A red and white parachute is shown to the left. The formation is labeled '(inter)'. Below the diagram is the sequence of numbers '(3,7,11,15,19,23,27)'. The diagram shows two positions of the skydivers, with arrows indicating a 180-degree rotation. The text 'all 180°' is written between the two positions.

Turnstile



(4,8,12,16,20,24,28)

Detailed description: A diagram showing two skydivers in blue jumpsuits and yellow helmets. They are in a 'Turnstile' formation, which is a variation of a Turnstile. The skydivers are positioned side-by-side, with their arms extended outwards. A red and white parachute is shown to the left. The formation is labeled 'Turnstile'. Below the diagram is the sequence of numbers '(4,8,12,16,20,24,28)'.