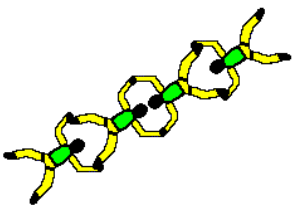


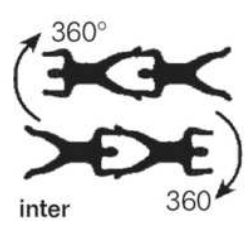
1 Sidebody Donut



(1,4,7,10,13,16,19)

The diagram shows a side view of a Sidebody Donut formation. It consists of seven parachutists arranged in a diagonal line. Each parachutist is in a sidebody position, with their arms and legs extended to form a continuous, interlocking chain. The formation is tilted upwards from left to right.

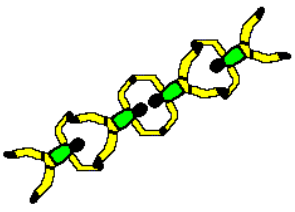
(inter)



360°
inter 360

The diagram illustrates the inter formation. It shows two parachutists in a sidebody position, facing each other. Arrows indicate a 360-degree rotation for each parachutist. The word "inter" is written below the formation.

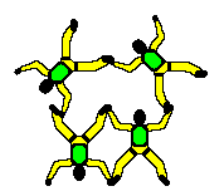
Side Flake Donut



(2,5,8,11,14,17,20)

The diagram shows a side view of a Side Flake Donut formation. It consists of seven parachutists arranged in a diagonal line, similar to the Sidebody Donut formation. However, the parachutists are in a flake position, with their arms and legs extended to form a continuous, interlocking chain. The formation is tilted upwards from left to right.

D Yuan



(3,6,9,12,15,18,21)

The diagram shows a top view of the Yuan formation. It consists of seven parachutists arranged in a circular pattern. Each parachutist is in a sidebody position, with their arms and legs extended to form a continuous, interlocking chain. The formation is tilted upwards from left to right.