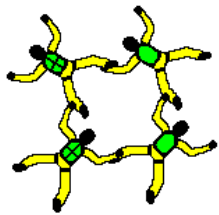


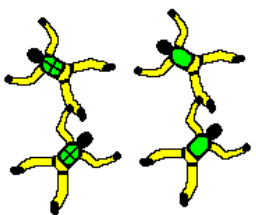
5 Canadian Tee



(1,4,7,10,13,16,19)

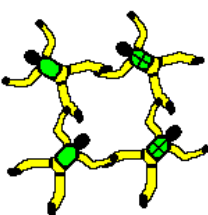
The diagram shows five parachutists in a Canadian Tee formation. Two are in the top row and three are in the bottom row. The top two are connected to each other and to the middle parachutist of the bottom row. The middle and outer parachutists of the bottom row are also connected to each other.

(inter)



The diagram shows five parachutists in a Canadian Tee formation, identical to the one above. Two are in the top row and three are in the bottom row. The top two are connected to each other and to the middle parachutist of the bottom row. The middle and outer parachutists of the bottom row are also connected to each other.

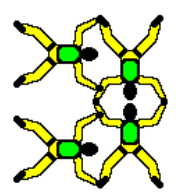
Canadian Tee



(2,5,8,11,14,17,20)

The diagram shows five parachutists in a Canadian Tee formation, identical to the one above. Two are in the top row and three are in the bottom row. The top two are connected to each other and to the middle parachutist of the bottom row. The middle and outer parachutists of the bottom row are also connected to each other.

0 Satellite



(3,6,9,12,15,18,21)

The diagram shows six parachutists in a Satellite formation. Three are in the top row and three are in the bottom row. The top two are connected to each other and to the middle parachutist of the bottom row. The middle and outer parachutists of the bottom row are also connected to each other.