


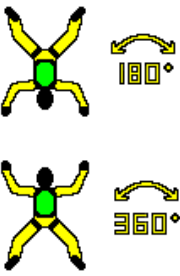
8 Star



(1,5,9,13,17,21,25)

The diagram shows two parachutists in yellow suits with green chest markers. They are in a star formation, with one parachutist positioned above the other. Both have their arms and legs spread out in a star shape.

(inter)




180°

360°

Two diagrams illustrate transitions from the Star formation. The first shows a 180-degree rotation, with a curved arrow and the text '180°'. The second shows a 360-degree rotation, with a curved arrow and the text '360°'.

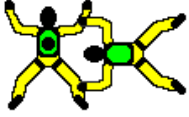
Caterpillar



(2,6,10,14,18,22,26)

The diagram shows two parachutists in yellow suits with green chest markers. They are in a caterpillar formation, with one parachutist positioned above the other. Both have their arms and legs spread out in a caterpillar shape.

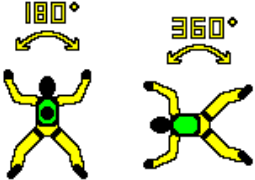
9 Sidebody



(3,7,11,15,19,23,27)

The diagram shows two parachutists in yellow suits with green chest markers. They are in a sidebody formation, with one parachutist positioned to the left of the other. Both have their arms and legs spread out in a sidebody shape.

(inter)

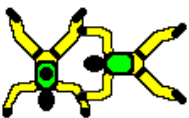


180°

360°

Two diagrams illustrate transitions from the Sidebody formation. The first shows a 180-degree rotation, with a curved arrow and the text '180°'. The second shows a 360-degree rotation, with a curved arrow and the text '360°'.

Sidebody



(4,8,12,16,20,24,28)

The diagram shows two parachutists in yellow suits with green chest markers. They are in a sidebody formation, with one parachutist positioned to the left of the other. Both have their arms and legs spread out in a sidebody shape.