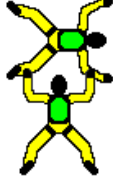



D Sidebody



(1,4,7,10,13,16,19)

The diagram shows two parachutists in yellow suits. The top parachutist is in a sidebody position, with arms and legs spread out horizontally. The bottom parachutist is in a similar sidebody position, positioned directly below the first.

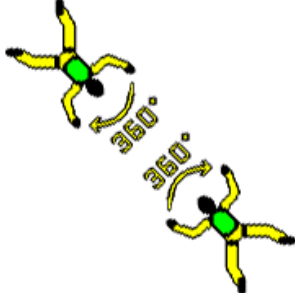
5 Star



(2,5,8,11,14,17,20)


The diagram shows two parachutists in yellow suits. The top parachutist is in a star position, with arms and legs spread out in a 'V' shape. The bottom parachutist is also in a star position, positioned directly below the first.

(inter)



The diagram shows two parachutists in yellow suits. The top parachutist is in a star position, and the bottom parachutist is also in a star position, positioned directly below the first. Two curved arrows labeled '360°' indicate a rotation of the formation.

Star



(3,6,9,12,15,18,21)

The diagram shows two parachutists in yellow suits. The top parachutist is in a star position, with arms and legs spread out in a 'V' shape. The bottom parachutist is also in a star position, positioned directly below the first.