



7 Sidebuddies



(1,4,7,10,13,16,19)

The diagram shows two acrobats in a Sidebuddies formation. Each acrobat is in a handstand position with their feet on the shoulders of the other acrobat. They are facing each other, with their heads pointing towards the center.


(inter)



360° 360° 360° 360°

The diagram shows four acrobats in an inter formation. They are arranged in a 2x2 grid. Each acrobat is in a handstand position with their feet on the shoulders of the acrobat directly below them. Curved arrows around each acrobat indicate a 360-degree rotation.

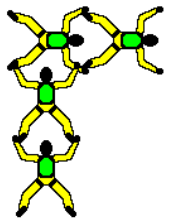
Sidebuddies



(2,5,8,11,14,17,20)

The diagram shows two acrobats in a Sidebuddies formation, identical to the first diagram. Each acrobat is in a handstand position with their feet on the shoulders of the other acrobat. They are facing each other, with their heads pointing towards the center.

L Adder



(3,6,9,12,15,18,21)

The diagram shows three acrobats in an Adder formation. One acrobat is in a handstand position at the bottom. The other two acrobats are in a handstand position on top of the first acrobat's shoulders, facing each other.